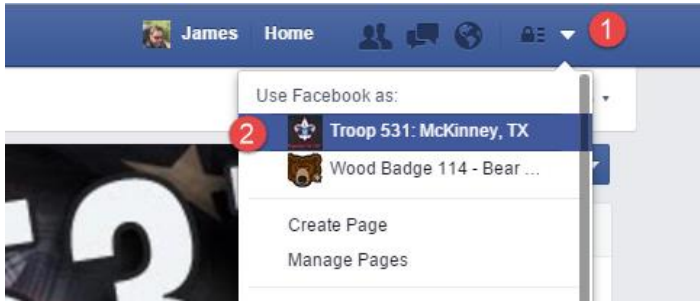
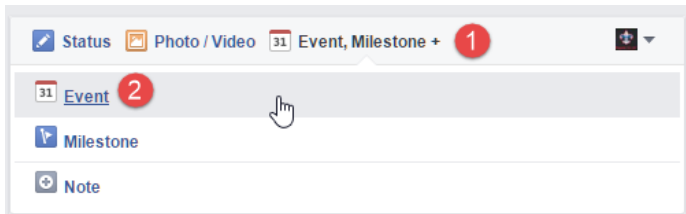


How to post an event on the Troop Facebook page.

1. Go to <https://www.facebook.com/Troop531McKinneyTX>
2. Change your "Use Facebook as:" setting to Troop 531: McKinney, TX



3. At the top of the timeline look for Event, Milestone +




4. Add the details of the Event and click publish

New Event by Troop 531: McKinney, TX

You're creating a public event that is visible to anyone on or off Facebook. You won't be able to change it to private later.

Event Photo



For best results, use a 1920 X 1080 pixel image (16:9 aspect ratio)

Event Name

Location

Date/Time    + End Time

Ticket URL

Description

Category

Only hosts can post on the event wall.